

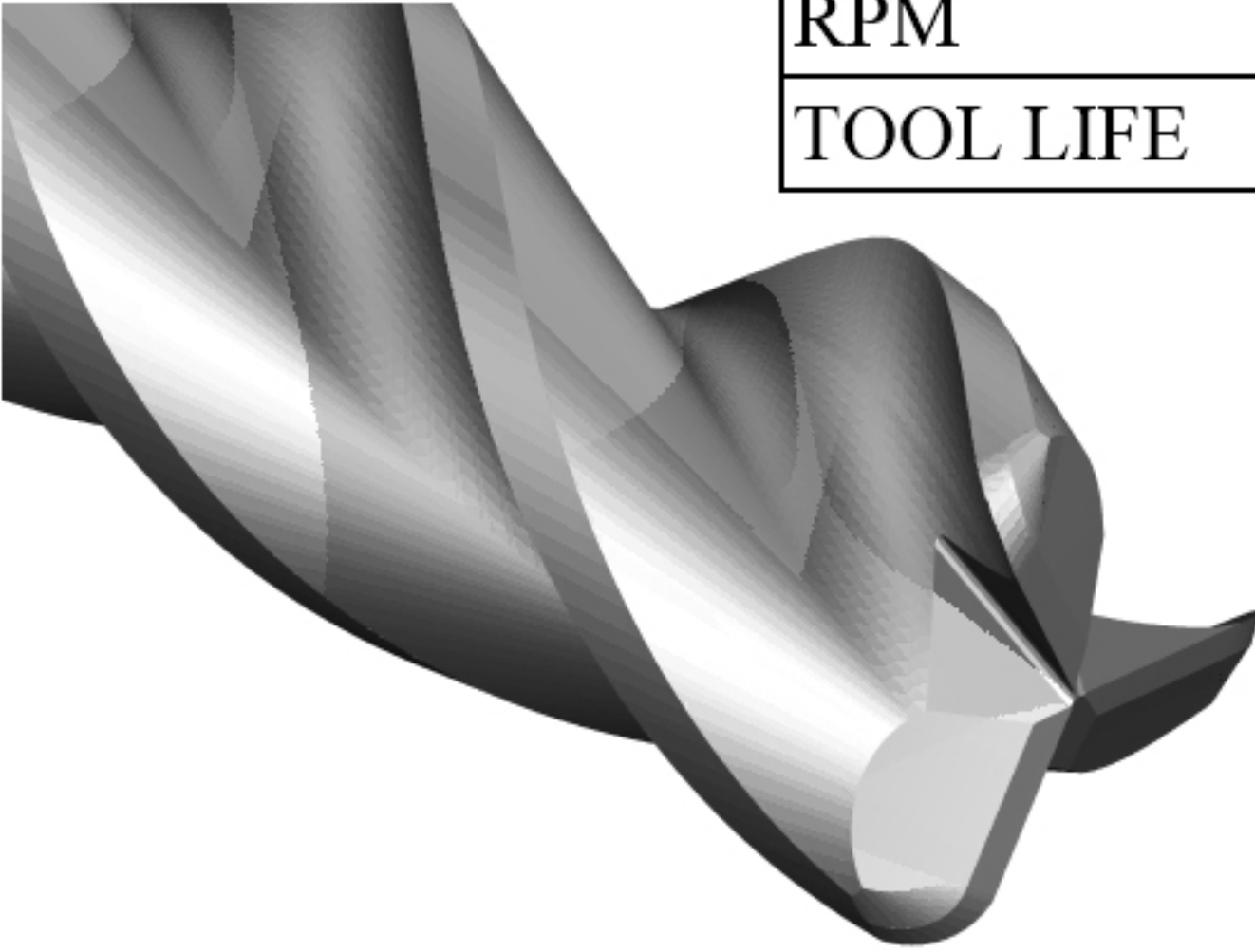



IF IN DOUBT PLEASE ASK

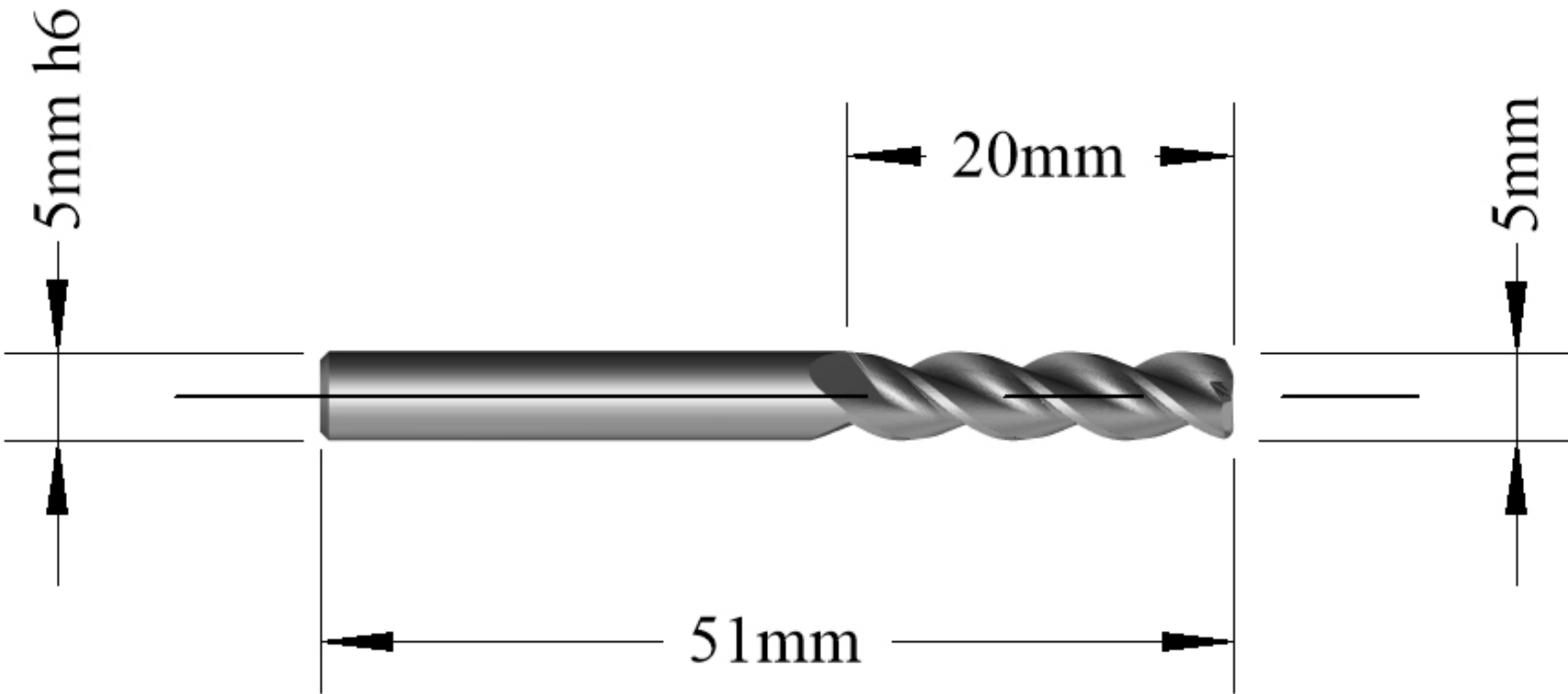
D	Diameter (End)	5mm
Ds	Diameter (Shank)	5mm
L	Length Of Cutting Edge	20mm
Ls	Length to Shank	
Dn	Shank Neck Diameter	
Lo	Overall Length (Blank)	51mm
T	Taper Angle (OD)	
R	Corner Radius	0.75mm
N	Number Of Flutes	3
P	Primary Relief (OD)	
Rd	Raised Depth (OD)	
Rw	Raised Land (OD)	
Sw	Secondary Land Width	
F	Flute Depth	
Ra	Flute Rake (Hook)	
Ty	Relief style	
Pe	Primary Relief (End)	
Pl	Primary Land (End)	
Se	Secondary Relief (End)	
Da	Dish Angle (End)	
Ax	Axial Gash Angle	
h	Gash Pad Width	
H	Over Centre Length	
Y	Gash Web Thickness	
Hx	Helix Angle	
Ga	Gash Angle (L/S)	
Ro	Permissable Runout	
Rl	Raised Land Length	
QuickVend Location		
Quickgrind Stock		
QuickVend Stock		
Customer: Quickgrind		Customer Approval: Brian Pearce Date: 30/9/22
CUSTOMER APPROVAL: Please check all drawing details, signing this document will signify customer acceptance and will be final. Signatory confirms that they are authorised to sign such documents on behalf of the company.		




STEP	
FEED	
RPM	
TOOL LIFE	



R0.75mm



REV.	DESCRIPTION	DATE



Unit 5701 Shannon Place, Shannon Way
Tewkesbury, Gloucestershire, GL20 8SL
T +44 (0)1684 294090 F +44 (0)1684 293168

Date: 28/9/22

Drawn: IV

Checked: KL

TITLE
Customer Drawing 3 Flute Carbide QAlu CR
5mm x 20mm R0.75mm TX+ Rainbow Coating

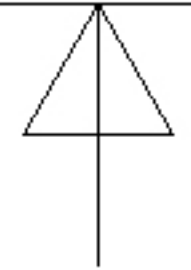
PROPRIETARY DOCUMENT
This document is not to be copied or reproduced in whole or in part or communicated to third parties without the prior written consent of Quickgrind Ltd

SIZE A4	SPECIAL I.D 124052	QUICKGRIND PART NUMBER CE3A5x20R0.75CA1B2M	REV 1
------------	-----------------------	---	----------

SCALE: 1 : 1 MATERIAL: Carbide COATING: TX+R

THIRD ANGLE PROJECTION

BLANK
CMD5L51



IF IN DOUBT PLEASE ASK