
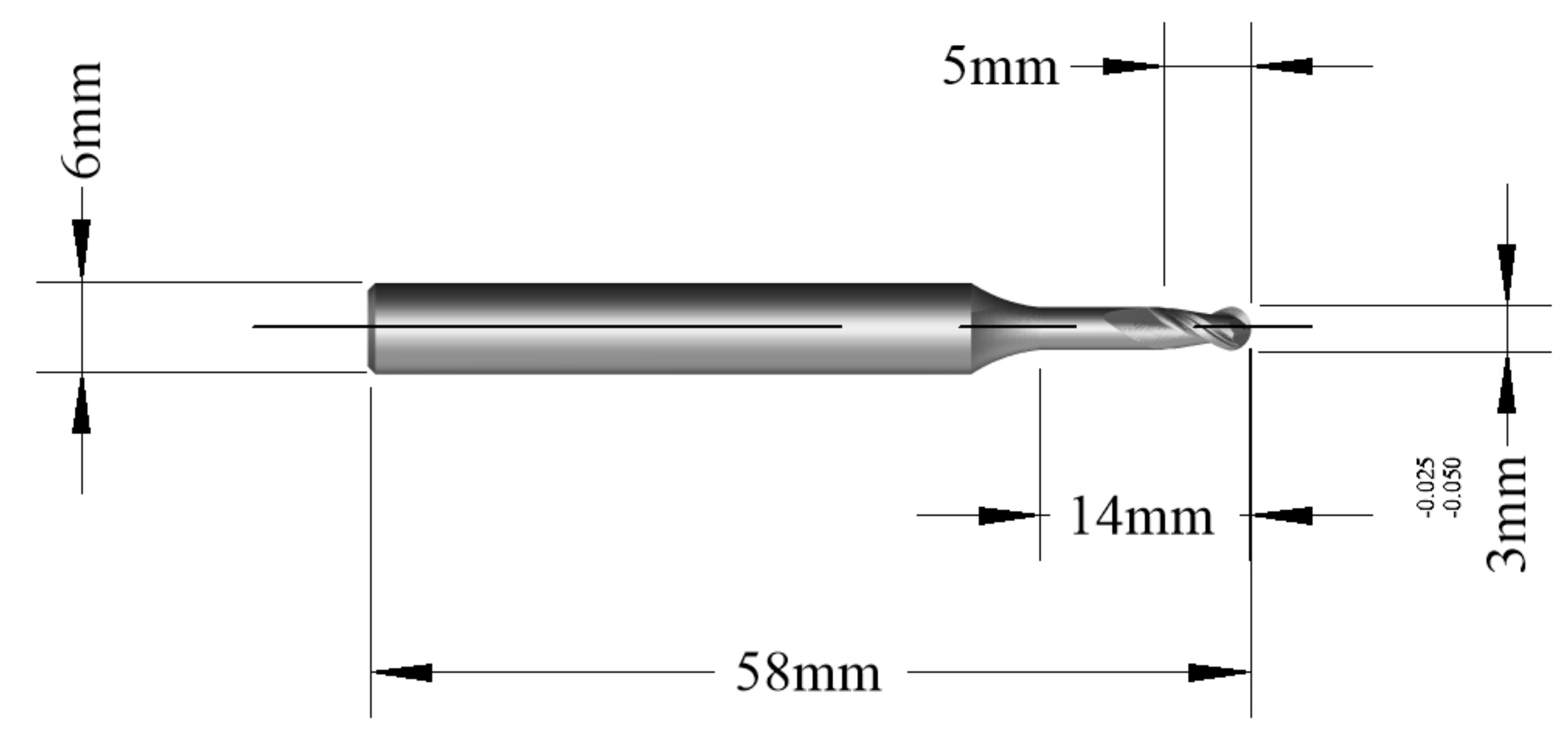
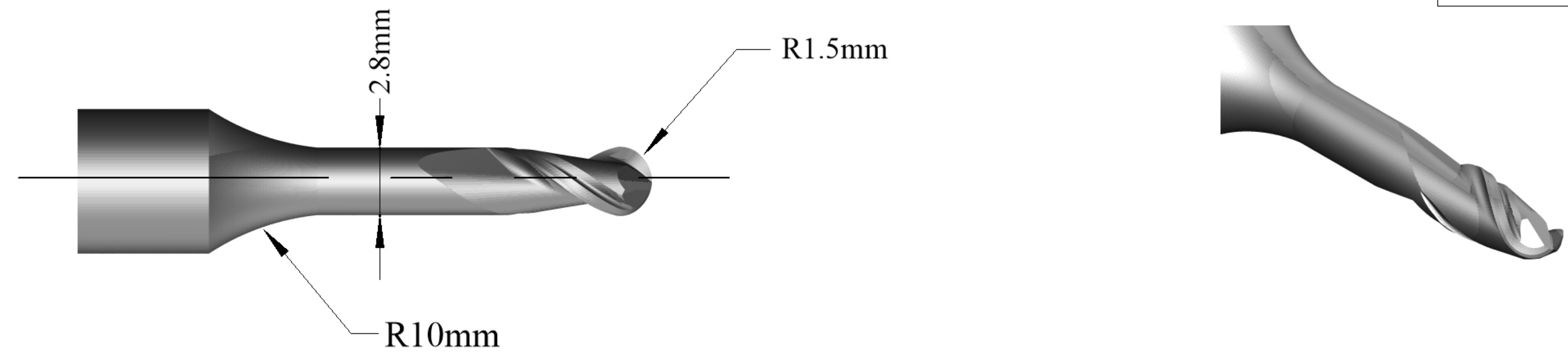



! IF IN DOUBT ASK !

TOOL GEOMETRY DATA		
D	Diameter (End)	3 mm
Ds	Diameter (Shank)	6 mm
L	Length Of Cutting Edge.	5 mm
Ls	Length to Shank.	14 mm
Dn	Shank Neck Diameter.	2.8 mm
Lo	Overall Length.(Blank)	58 mm
T	Taper Angle (OD).	
R	Ball Radius	1.5 mm
N	Number Of Flutes.	2
P	Primary Relief (OD).	
Rd	Raised Depth (OD).	
Rw	Raised Land (OD).	
Sw	Secondary Land Width.	
F	Flute Depth	
Ra	Flute Rake. (Hook)	
Ty	Relief style.	
Pe	Primary Relief (End).	
Pl	Primary Land (End).	
Se	Secondary Relief (End).	
Da	Dish Angle (End).	
Ax	Axial Gash Angle.	
h	Gash Pad Width.	
H	Over Centre Length.	
Y	Gash Web Thickness.	
Hx	Helix Angle	
Ga	Gash Angle (L/S)	
Ro	Permissable Runout.	
Rl	Raised Land Length	

PARAMETERS	
STEP	
FEED	
RPM	
TOOL LIFE	



QUICKVEND	
QuickVend Location	
Quickgrind Stock	
QuickVend Stock	



Unit 5701 Shannon Place, Shannon Way,
Tewkesbury Gloucestershire GL20 8SL
Tel +44 (0)1684 294090 Fax +44 (0)1684 293168

TITLE	Customer Drawing "Gladiator" 3 x 5mm Z2 Ballnose	THIRD ANGLE
-------	---	-------------

PROPRIETARY DOCUMENT
This document is not to be copied or reproduced in whole or in part or communicated to third parties without the written consent of Quickgrind Ltd

DATE: 12/5/16

BLANK	CMD6L58	REV	2
-------	---------	-----	---

DRAWN : **QUICKLAB**

SIZE	SPECIAL ID	QUICKGRIND PART NO	REV
A4	195912	CB2S3x5-14F1.5DB1A2C2	2

CUSTOMER :

SCALE	MATERIAL	COATING
1 : 1	Carbide	XRED

CUSTOMER APPROVAL: Please check all drawing details, signing this document will signify customer acceptance and will be final. Signatory confirms that they are authorised to sign such documents on behalf of the company.