

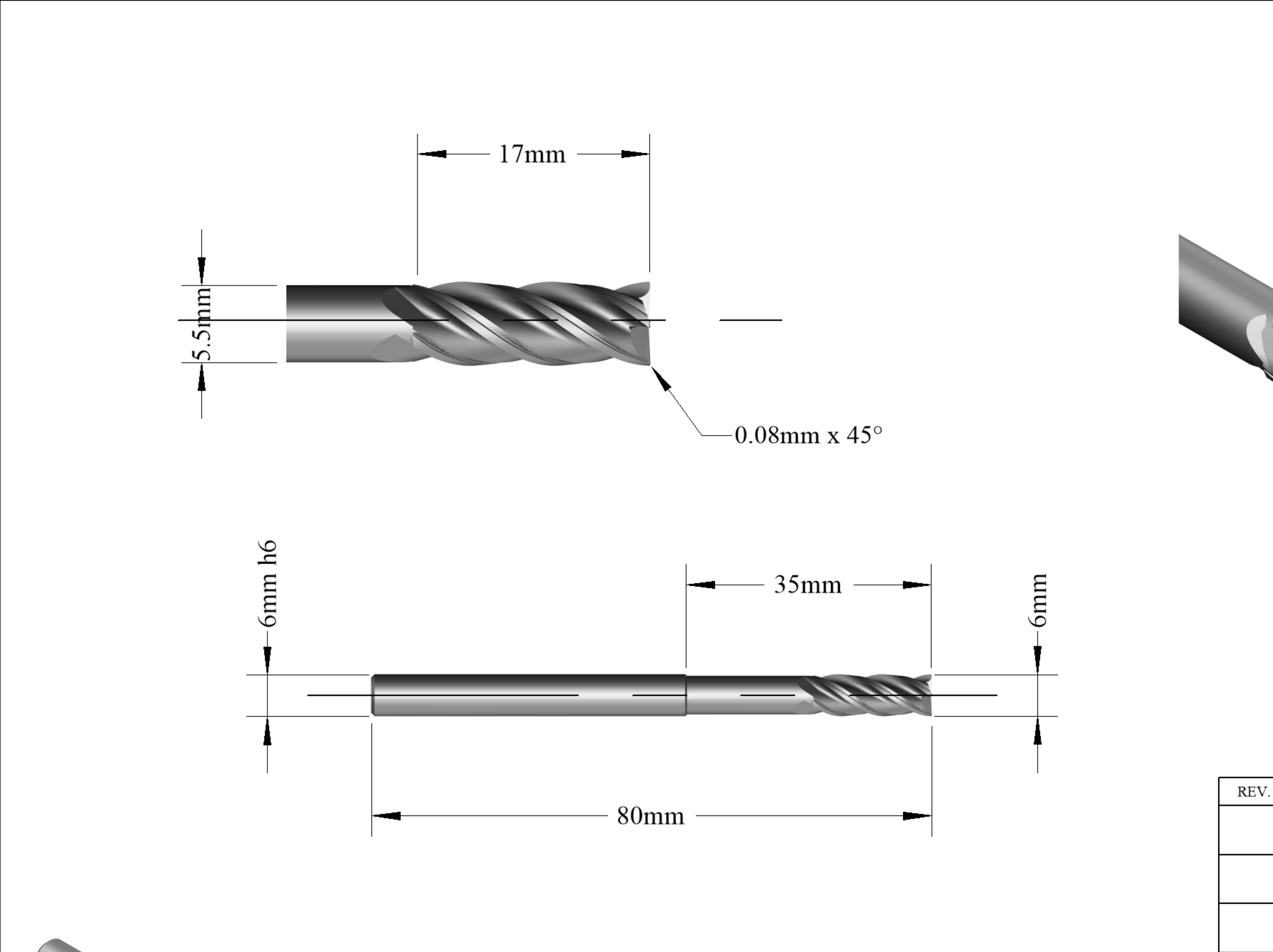
IF IN DOUBT PLEASE ASK

D	Diameter (End)	6mm
Ds	Diameter (Shank)	6mm
L	Length Of Cutting Edge	17mm
Ls	Length to Shank	35mm
Dn	Shank Neck Diameter	5.5mm
Lo	Overall Length (Blank)	80mm
T	Taper Angle (OD)	
R	Corner Chamfer	0.08mm
N	Number Of Flutes	4
P	Primary Relief (OD)	
Rd	Raised Depth (OD)	
Rw	Raised Land (OD)	
Sw	Secondary Land Width	
F	Flute Depth	
Ra	Flute Rake (Hook)	
Ty	Relief style	
Pe	Primary Relief (End)	
Pl	Primary Land (End)	
Se	Secondary Relief (End)	
Da	Dish Angle (End)	
Ax	Axial Gash Angle	
h	Gash Pad Width	
H	Over Centre Length	
Y	Gash Web Thickness	
Hx	Helix Angle	
Ga	Gash Angle (L/S)	
Ro	Permissable Runout	
Rl	Raised Land Length	

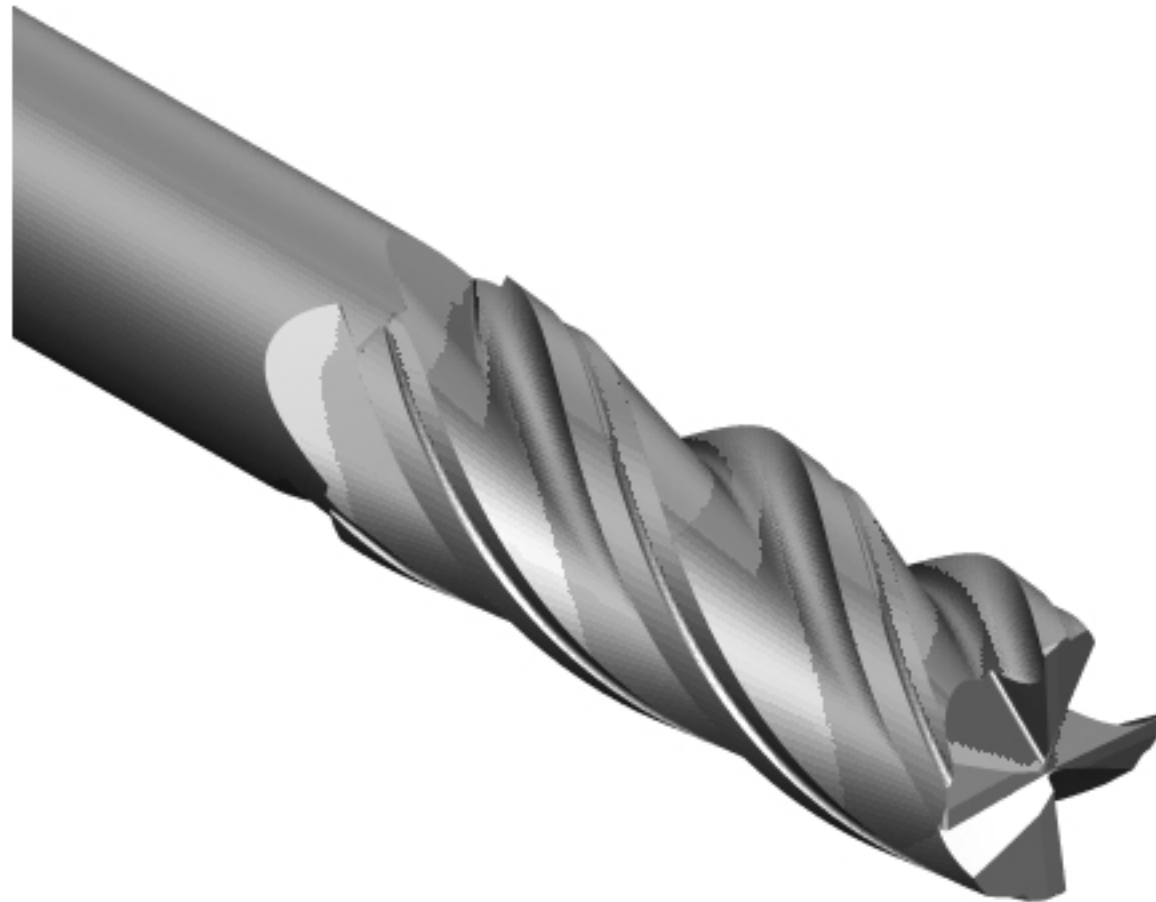
QuickVend Location	
Quickgrind Stock	
QuickVend Stock	

Customer: Quickgrind	Customer Approval: Brian Pearce	Date: 26/9/22
----------------------	---------------------------------	---------------


CUSTOMER APPROVAL: Please check all drawing details, signing this document will signify customer acceptance and will be final. Signatory confirms that they are authorised to sign such documents on behalf of the company.



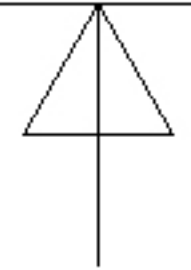
STEP	
FEED	
RPM	
TOOL LIFE	



REV.	DESCRIPTION	DATE



Unit 5701 Shannon Place, Shannon Way Tewkesbury, Gloucestershire, GL20 8SL T +44 (0)1684 294090 F +44 (0)1684 293168		TITLE Customer Drawing 4 Flute Carbide QVariLR 6mm x 17mm x 35mm Endmill XRed Coating		THIRD ANGLE PROJECTION	
Date: 26/9/22		PROPRIETARY DOCUMENT This document is not to be copied or reproduced in whole or in part or communicated to third parties without the prior written consent of Quickgrind Ltd		BLANK CMD6L80	
Drawn: IV	Checked: KL	SIZE A4	SPECIAL I.D 272060	QUICKGRIND PART NUMBER CE4S6x17-35C0.08DF1A2C	REV 1
		SCALE: 1 : 1		MATERIAL: Carbide COATING: XRed	



IF IN DOUBT PLEASE ASK