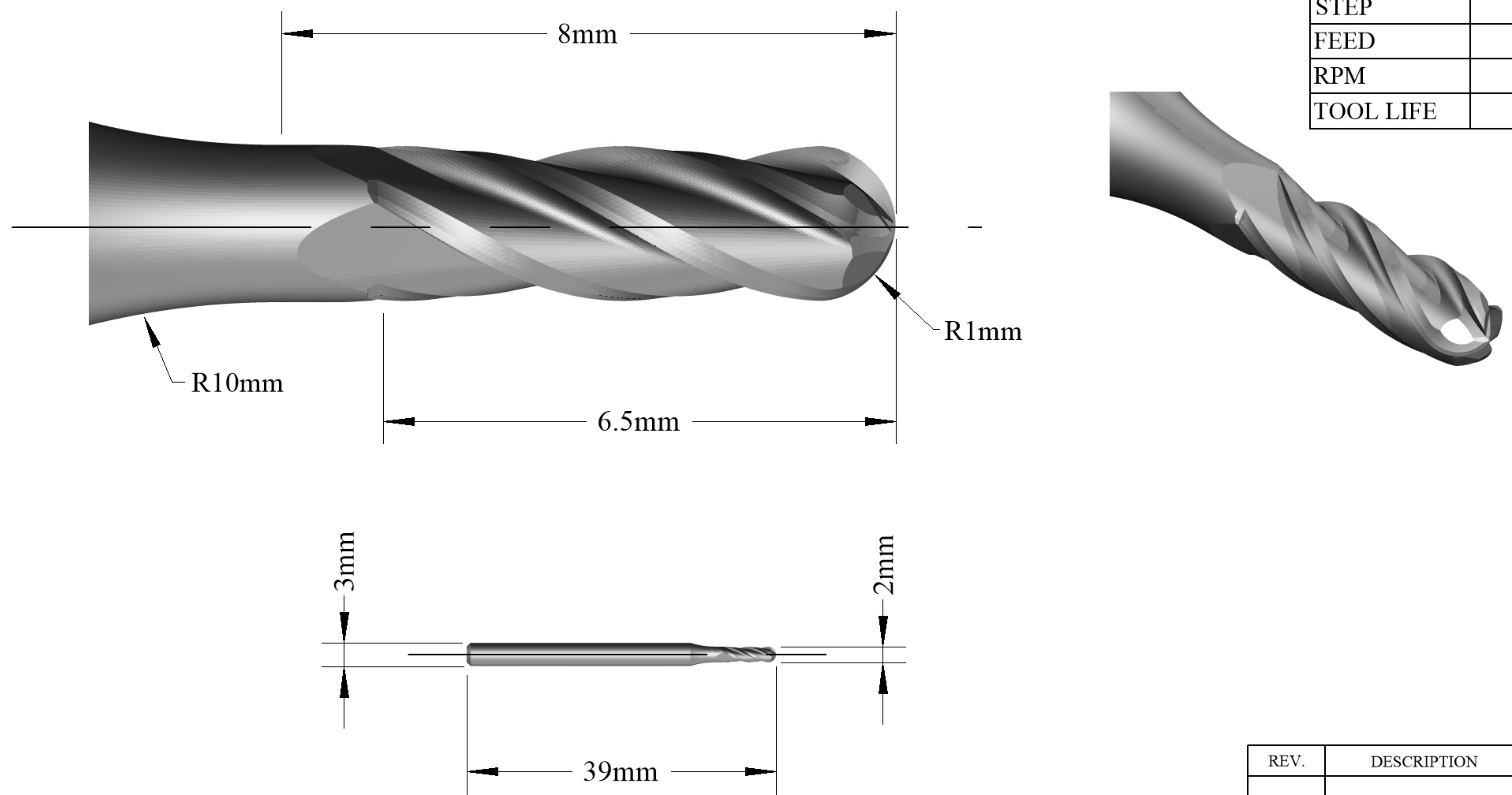


IF IN DOUBT PLEASE ASK




D	Diameter (End)	2mm
Ds	Diameter (Shank)	3mm
L	Length Of Cutting Edge	6.5mm
Ls	Length to Shank	
Dn	Shank Neck Diameter	
Lo	Overall Length (Blank)	39mm
T	Taper Angle (OD)	
R	Corner Radius	1mm
N	Number Of Flutes	4
P	Primary Relief (OD)	
Rd	Raised Depth (OD)	
Rw	Raised Land (OD)	
Sw	Secondary Land Width	
F	Flute Depth	
Ra	Flute Rake (Hook)	
Ty	Relief style	
Pe	Primary Relief (End)	
Pl	Primary Land (End)	
Se	Secondary Relief (End)	
Da	Dish Angle (End)	
Ax	Axial Gash Angle	
h	Gash Pad Width	
H	Over Centre Length	
Y	Gash Web Thickness	
Hx	Helix Angle	
Ga	Gash Angle (L/S)	
Ro	Permissible Runout	
Rl	Raised Land Length	

STEP	
FEED	
RPM	
TOOL LIFE	



REV.	DESCRIPTION	DATE



INFINITE POSSIBILITIES™



QuickVend Location	
Quickgrind Stock	
QuickVend Stock	

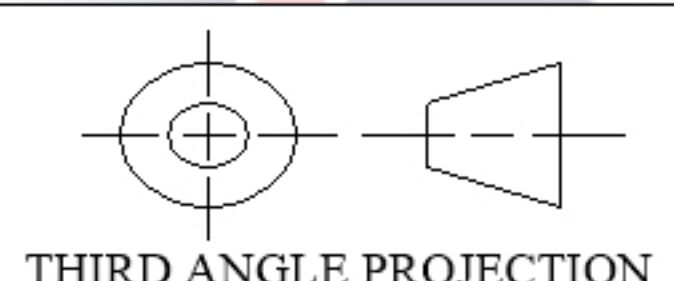
Unit 5701 Shannon Place, Shannon Way
Tewkesbury, Gloucestershire, GL20 8SL
T +44 (0)1684 294090 F +44 (0)1684 293168

Date: 25/10/22

Drawn: RS

Checked: KL

TITLE Customer Drawing 4 Flute Carbide
2mm x 6.5mm R1mm QBall MX Coating



PROPRIETARY DOCUMENT
This document is not to be copied or reproduced in whole or in part or communicated to third parties without the prior written consent of Quickgrind Ltd

BLANK
CMD3L39

Customer: Quickgrind

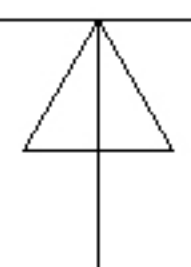
Customer Approval: Brian Pearce

Date: 26/10/22

CUSTOMER APPROVAL: Please check all drawing details, signing this document will signify customer acceptance and will be final. Signatory confirms that they are authorised to sign such documents on behalf of the company.

SIZE	SPECIAL I.D	QUICKGRIND PART NUMBER	REV
A4	336020	CB4D2x6.5-8F1AZ1A2B	1

SCALE: 1 : 1	MATERIAL: Carbide	COATING: MX
--------------	-------------------	-------------



IF IN DOUBT PLEASE ASK