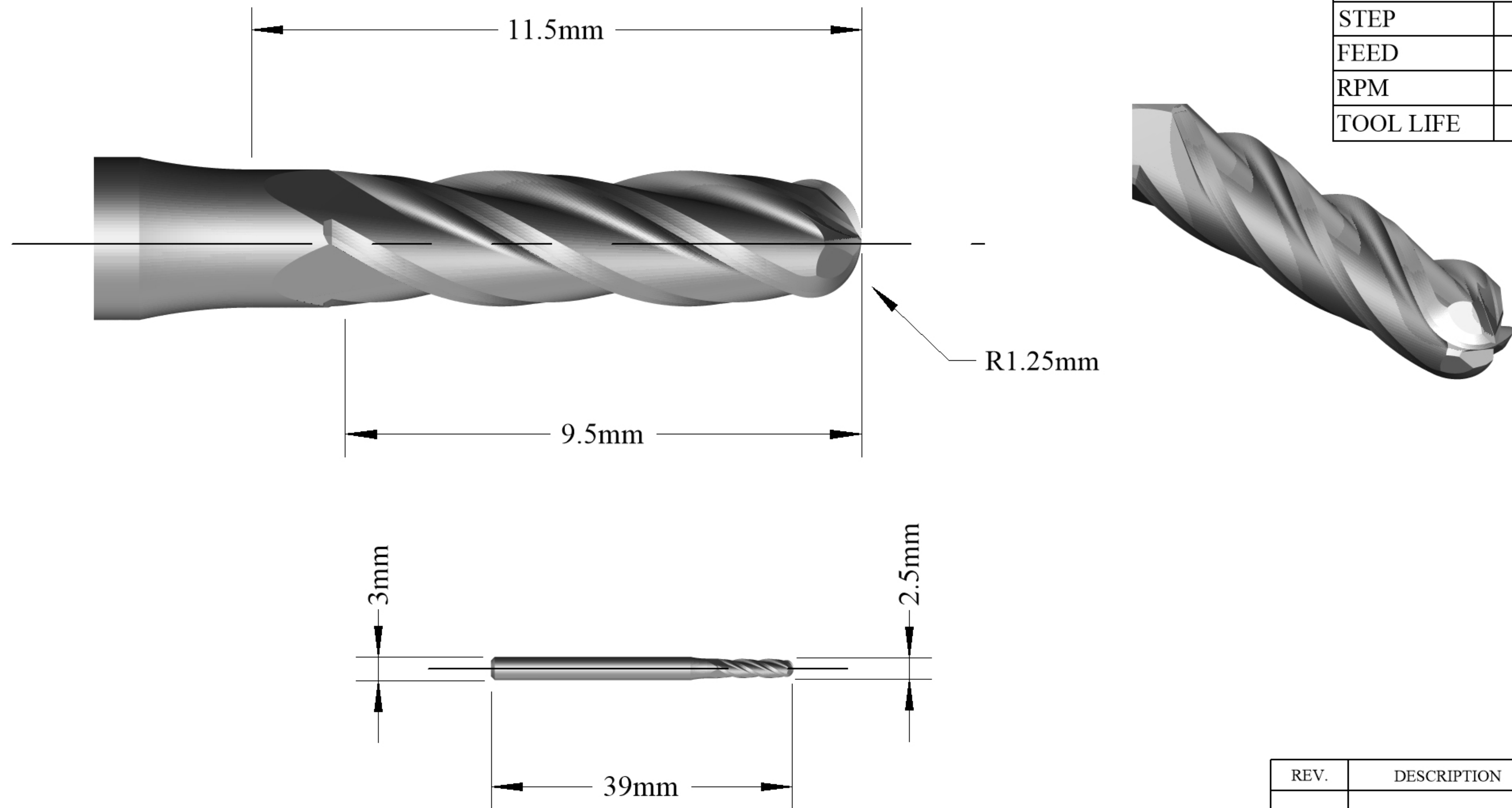


IF IN DOUBT PLEASE ASK




D	Diameter (End)	2.5mm
Ds	Diameter (Shank)	3mm
L	Length Of Cutting Edge	9.5mm
Ls	Length to Shank	
Dn	Shank Neck Diameter	
Lo	Overall Length (Blank)	39mm
T	Taper Angle (OD)	
R	Corner Radius	1.25mm
N	Number Of Flutes	4
P	Primary Relief (OD)	
Rd	Raised Depth (OD)	
Rw	Raised Land (OD)	
Sw	Secondary Land Width	
F	Flute Depth	
Ra	Flute Rake (Hook)	
Ty	Relief style	
Pe	Primary Relief (End)	
Pl	Primary Land (End)	
Se	Secondary Relief (End)	
Da	Dish Angle (End)	
Ax	Axial Gash Angle	
h	Gash Pad Width	
H	Over Centre Length	
Y	Gash Web Thickness	
Hx	Helix Angle	
Ga	Gash Angle (L/S)	
Ro	Permissible Runout	
Rl	Raised Land Length	

STEP	
FEED	
RPM	
TOOL LIFE	



REV.	DESCRIPTION	DATE



INFINITE POSSIBILITIES™



QuickVend Location	
Quickgrind Stock	
QuickVend Stock	

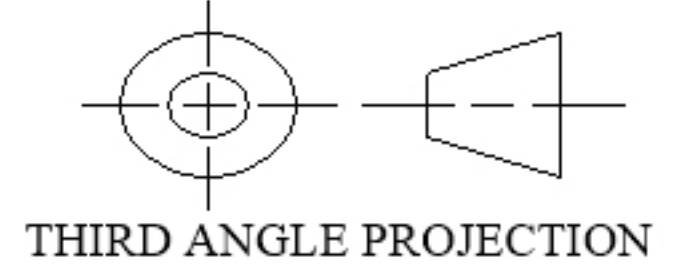
Unit 5701 Shamon Place, Shamon Way
 Tewkesbury, Gloucestershire, GL20 8SL
 T +44 (0)1684 294090 F +44 (0)1684 293168

Date: 27/10/22

Drawn: IV

Checked: KL

TITLE
**Customer Drawing 4 Flute Carbide
 2.5mm x 9.5mm R1.25mm QBall MX Coating**



PROPRIETARY DOCUMENT
 This document is not to be copied or reproduced in whole or in part or communicated to third parties without the prior written consent of Quickgrind Ltd

BLANK
CMD3L39

Customer: Quickgrind

Customer Approval: Brian Pearce

Date: 2/11/22

CUSTOMER APPROVAL: Please check all drawing details, signing this document will signify customer acceptance and will be final. Signatory confirms that they are authorised to sign such documents on behalf of the company.

SIZE A4	SPECIAL I.D 336025	QUICKGRIND PART NUMBER CB4D2.5x9.5-11.5F1.25AZ1A2B	REV 1
------------	-----------------------	---	----------

SCALE: 1 : 1 MATERIAL: Carbide COATING: MX

IF IN DOUBT PLEASE ASK

