

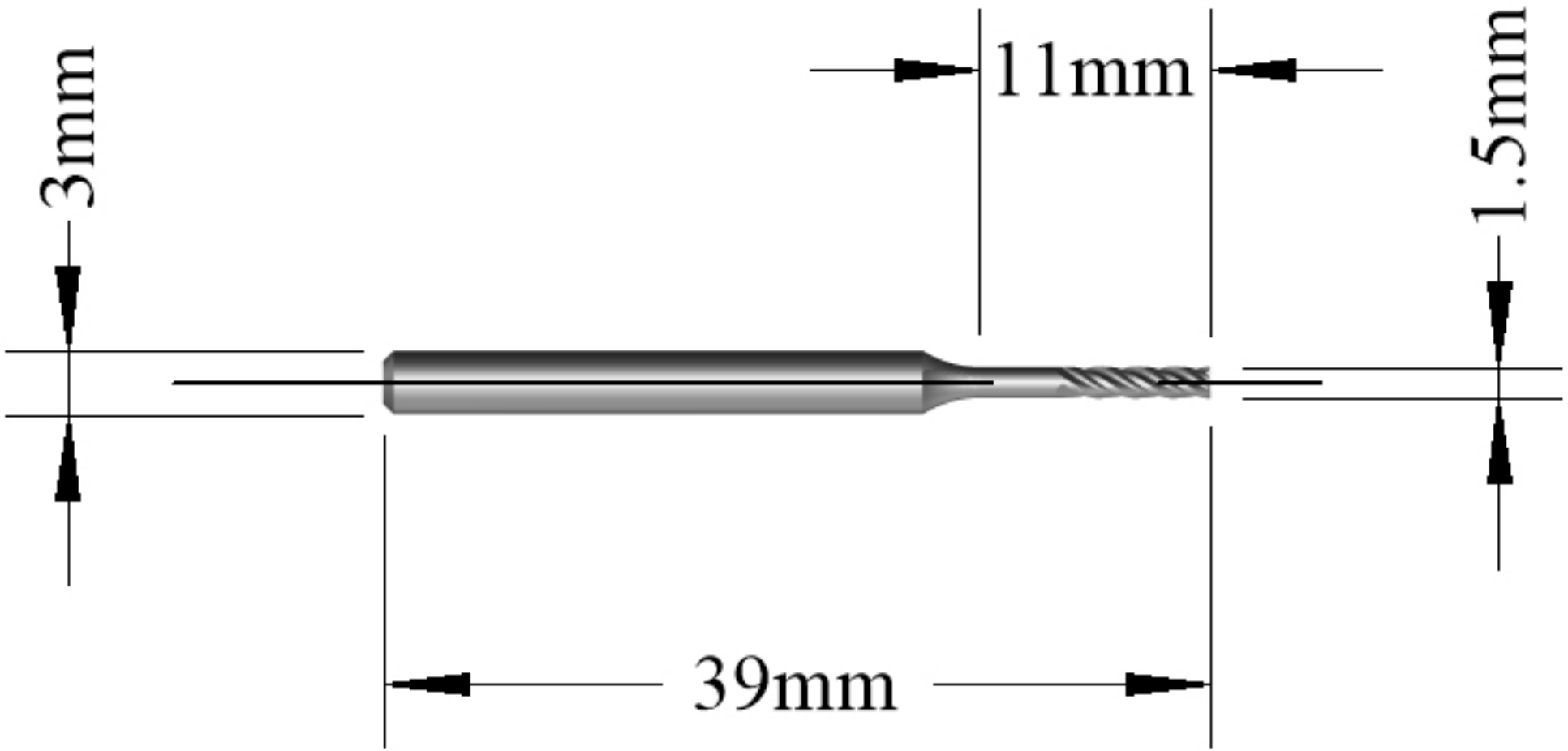
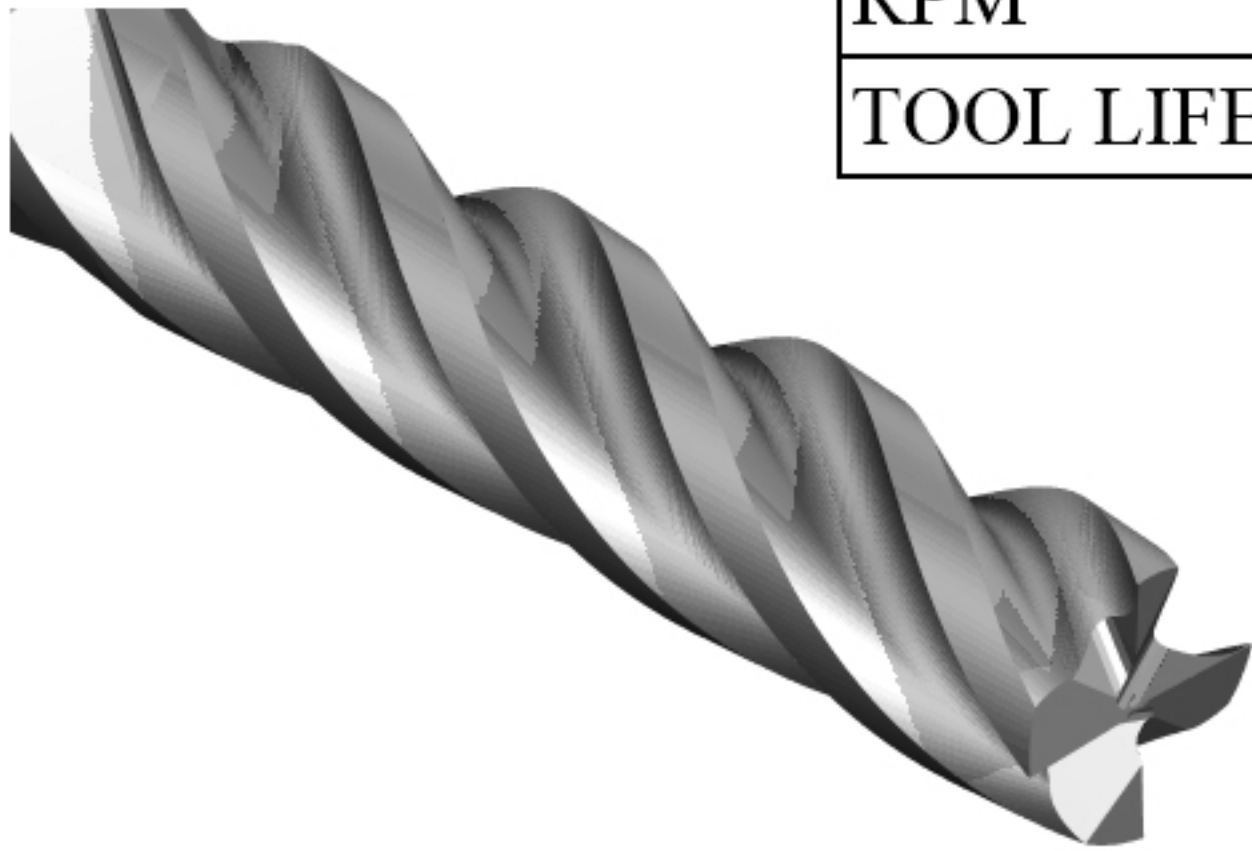
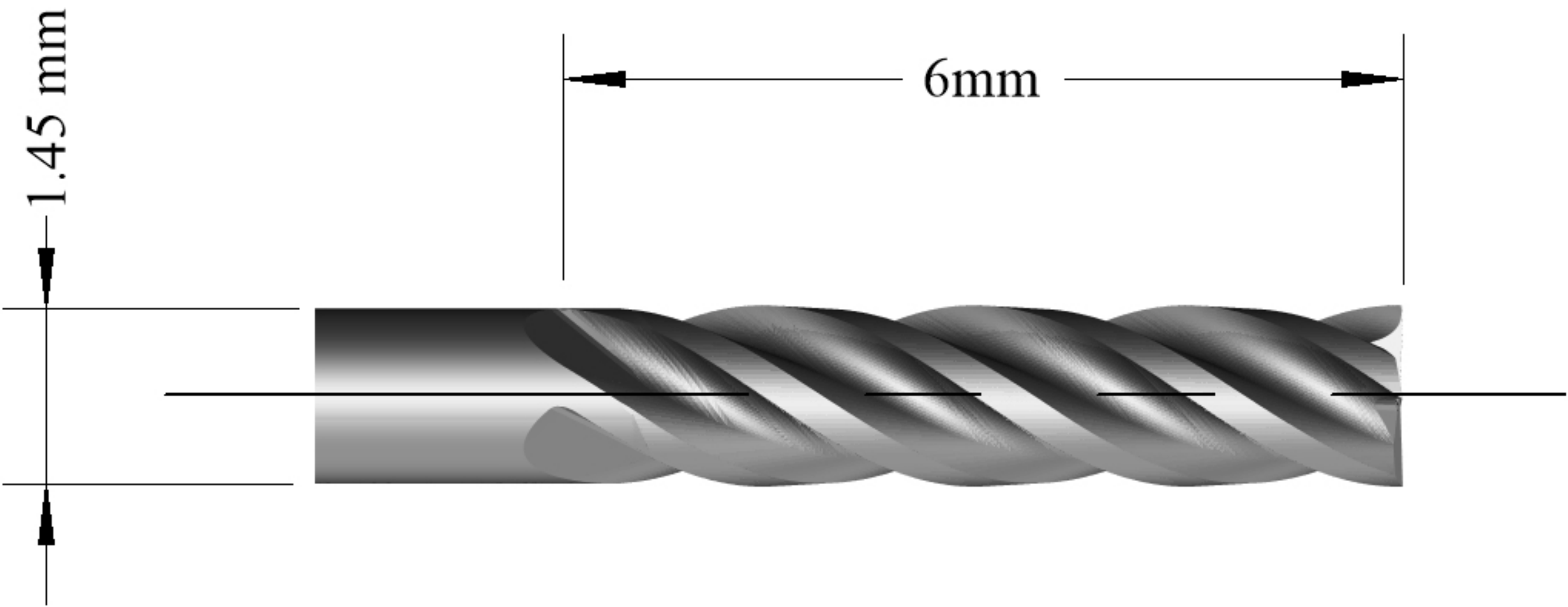


IF IN DOUBT PLEASE ASK


D	Diameter (End)	1.5mm
Ds	Diameter (Shank)	3mm
L	Length Of Cutting Edge	6mm
Ls	Length to Shank	11mm
Dn	Shank Neck Diameter	1.45mm
Lo	Overall Length (Blank)	39mm
T	Taper Angle (OD)	
R	Corner Radius	
N	Number Of Flutes	4
P	Primary Relief (OD)	
Rd	Raised Depth (OD)	
Rw	Raised Land (OD)	
Sw	Secondary Land Width	
F	Flute Depth	
Ra	Flute Rake (Hook )	
Ty	Relief style	
Pe	Primary Relief (End)	
Pl	Primary Land (End)	
Se	Secondary Relief (End)	
Da	Dish Angle (End)	
Ax	Axial Gash Angle	
h	Gash Pad Width	
H	Over Centre Length	
Y	Gash Web Thickness	
Hx	Helix Angle	
Ga	Gash Angle (L/S)	
Ro	Permissable Runout	
Rl	Raised Land Length	
QuickVend Location		
Quickgrind Stock		
QuickVend Stock		
Customer: N/A		Customer Approval: Brian Pearce      Date: 25/8/22
CUSTOMER APPROVAL: Please check all drawing details, signing this document will signify customer acceptance and will be final. Signatory confirms that they are authorised to sign such documents on behalf of the company.		



STEP	
FEED	
RPM	
TOOL LIFE	



REV.	DESCRIPTION	DATE



Unit 5701 Shannon Place, Shannon Way  
Tewkesbury, Gloucestershire, GL20 8SL  
T +44 (0)1684 294090 F +44 (0)1684 293168

Date: 18/8/22

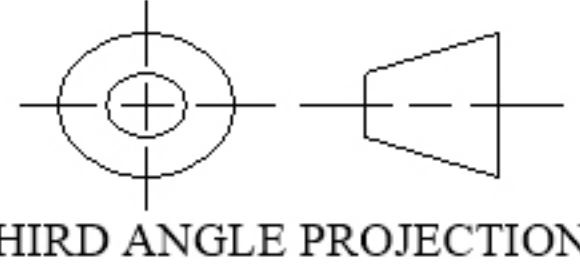
Drawn: RS

Checked: KL



INFINITE  
POSSIBILITIES™

TITLE  
Customer Drawing 4 Flute Carbide  
1.5mm x 6mm x 11mm QPlus2 MX Coating

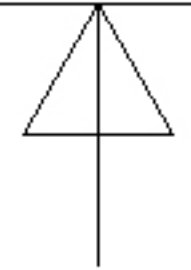


PROPRIETARY DOCUMENT  
This document is not to be copied or reproduced in whole or in part or communicated  
to third parties without the prior written consent of Quickgrind Ltd

BLANK  
CMD3L39

SIZE A4	SPECIAL I.D 497015	QUICKGRIND PART NUMBER CE4D1.5x6-11AZ1A2B	REV 1
------------	-----------------------	--	----------

SCALE: 1 : 1      MATERIAL: Carbide      COATING: MX



IF IN DOUBT PLEASE ASK