





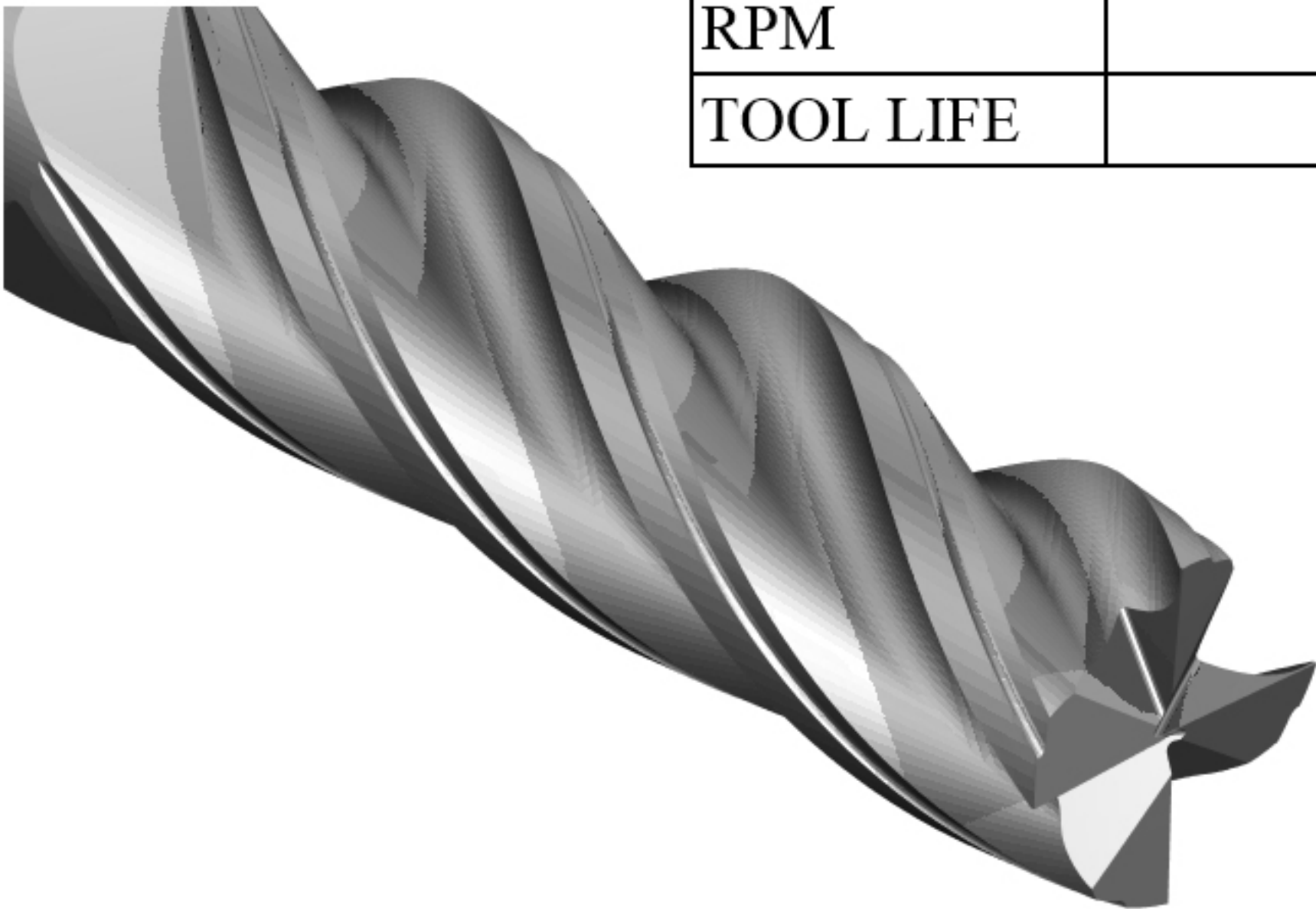

IF IN DOUBT PLEASE ASK

D	Diameter (End)	5mm
Ds	Diameter (Shank)	6mm
L	Length Of Cutting Edge	16mm
Ls	Length to Shank	22mm
Dn	Shank Neck Diameter	4.95mm
Lo	Overall Length (Blank)	58mm
T	Taper Angle (OD)	
R	Corner Radius	
N	Number Of Flutes	4
P	Primary Relief (OD)	
Rd	Raised Depth (OD)	
Rw	Raised Land (OD)	
Sw	Secondary Land Width	
F	Flute Depth	
Ra	Flute Rake (Hook)	
Ty	Relief style	
Pe	Primary Relief (End)	
Pl	Primary Land (End)	
Se	Secondary Relief (End)	
Da	Dish Angle (End)	
Ax	Axial Gash Angle	
h	Gash Pad Width	
H	Over Centre Length	
Y	Gash Web Thickness	
Hx	Helix Angle	
Ga	Gash Angle (L/S)	
Ro	Permissable Runout	
Rl	Raised Land Length	

QuickVend Location	
Quickgrind Stock	
QuickVend Stock	

Customer: N/A	Customer Approval: Brian Pearce	Date: 25/8/22
---------------	---------------------------------	---------------

CUSTOMER APPROVAL: Please check all drawing details, signing this document will signify customer acceptance and will be final. Signatory confirms that they are authorised to sign such documents on behalf of the company.

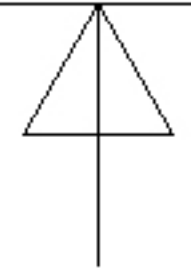


STEP	
FEED	
RPM	
TOOL LIFE	

REV.	DESCRIPTION	DATE

Unit 5701 Shannon Place, Shannon Way Tewkesbury, Gloucestershire, GL20 8SL T +44 (0)1684 294090 F +44 (0)1684 293168		Date: 22/8/22		Drawn: RS		Checked: KL	
--	--	---------------	--	-----------	--	-------------	--

TITLE Customer Drawing 4 Flute Carbide 5mm x 16mm x 22mm QPlus2 MX Coating		PROPRIETARY DOCUMENT This document is not to be copied or reproduced in whole or in part or communicated to third parties without the prior written consent of Quickgrind Ltd		THIRD ANGLE PROJECTION 	
SIZE A4	SPECIAL I.D 497050	QUICKGRIND PART NUMBER CE4D5x16-22DB1A2B		REV 1	
SCALE: 1 : 1		MATERIAL: Carbide		COATING: MX	



IF IN DOUBT PLEASE ASK