




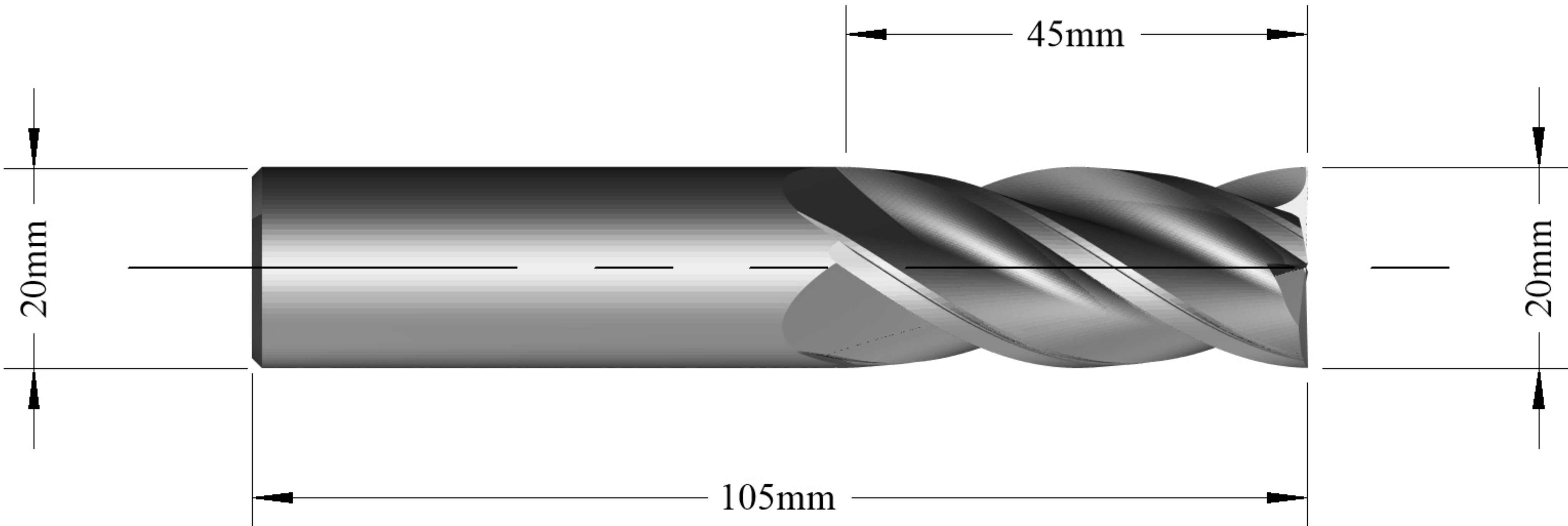
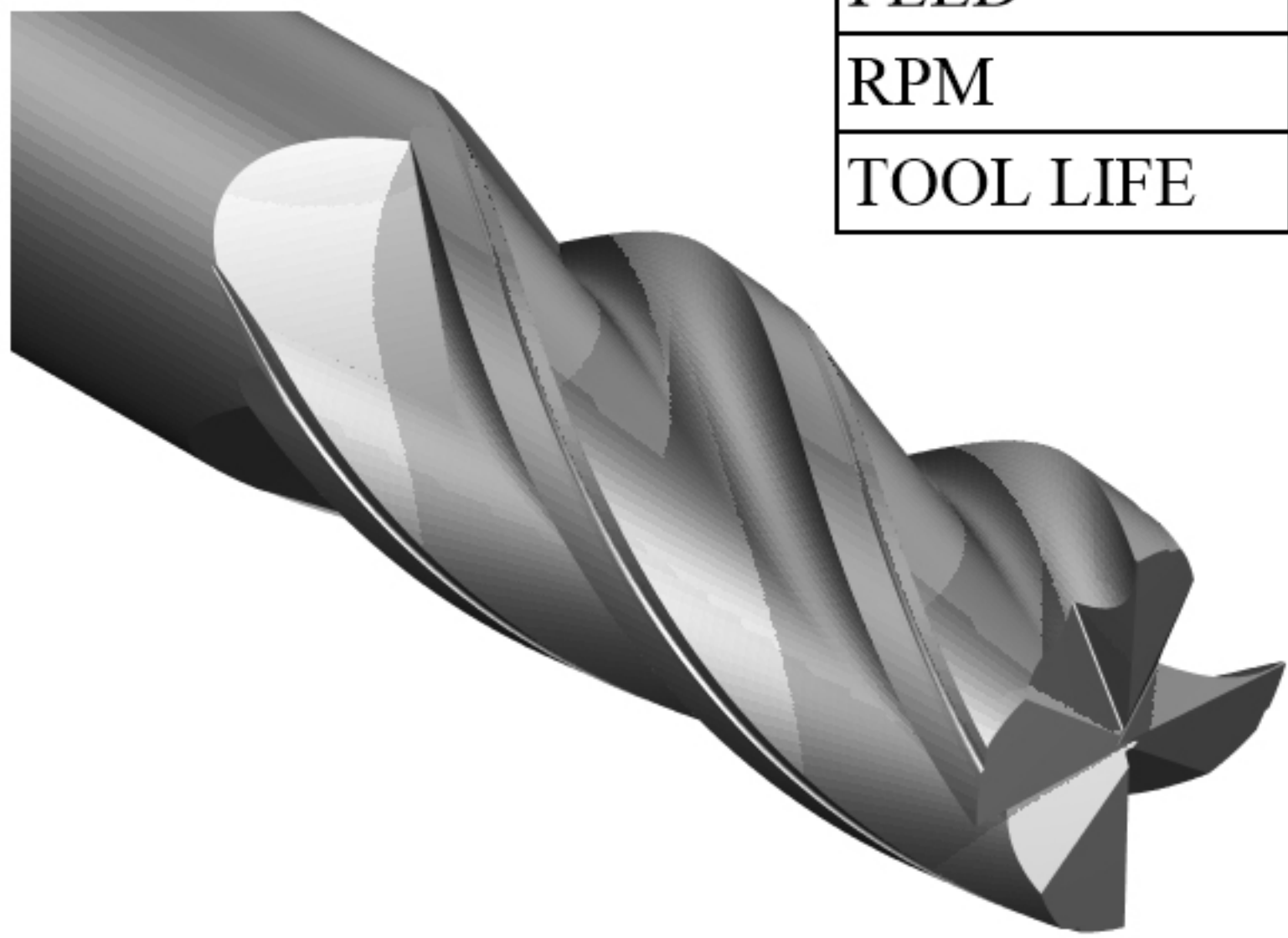

IF IN DOUBT PLEASE ASK

D	Diameter (End)	20mm
Ds	Diameter (Shank)	20mm
L	Length Of Cutting Edge	45mm
Ls	Length to Shank	
Dn	Shank Neck Diameter	
Lo	Overall Length (Blank)	105mm
T	Taper Angle (OD)	
R	Corner Radius	
N	Number Of Flutes	4
P	Primary Relief (OD)	
Rd	Raised Depth (OD)	
Rw	Raised Land (OD)	
Sw	Secondary Land Width	
F	Flute Depth	
Ra	Flute Rake (Hook)	
Ty	Relief style	
Pe	Primary Relief (End)	
Pl	Primary Land (End)	
Se	Secondary Relief (End)	
Da	Dish Angle (End)	
Ax	Axial Gash Angle	
h	Gash Pad Width	
H	Over Centre Length	
Y	Gash Web Thickness	
Hx	Helix Angle	
Ga	Gash Angle (L/S)	
Ro	Permissible Runout	
Rl	Raised Land Length	

QuickVend Location	
Quickgrind Stock	
QuickVend Stock	

Customer: N/A	Customer Approval: Brian Pearce	Date: 25/8/22
---------------	---------------------------------	---------------

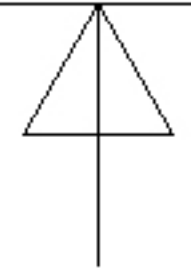
CUSTOMER APPROVAL: Please check all drawing details, signing this document will signify customer acceptance and will be final. Signatory confirms that they are authorised to sign such documents on behalf of the company.



STEP	
FEED	
RPM	
TOOL LIFE	

REV.	DESCRIPTION	DATE

Unit 5701 Shannon Place, Shannon Way Tewkesbury, Gloucestershire, GL20 8SL T +44 (0)1684 294090 F +44 (0)1684 293168		TITLE Customer Drawing 4 Flute Carbide 20mm x 45mm QPlus2 MX Coating		THIRD ANGLE PROJECTION	
Date: 18/8/22		PROPRIETARY DOCUMENT This document is not to be copied or reproduced in whole or in part or communicated to third parties without the prior written consent of Quickgrind Ltd		BLANK CMD20L105	
Drawn: RS	Checked: KL	SIZE A4	SPECIAL I.D 497200	QUICKGRIND PART NUMBER CE4D20x45LJ1A2B	REV 1
		SCALE: 1 : 1	MATERIAL: Carbide	COATING: MX	



IF IN DOUBT PLEASE ASK