
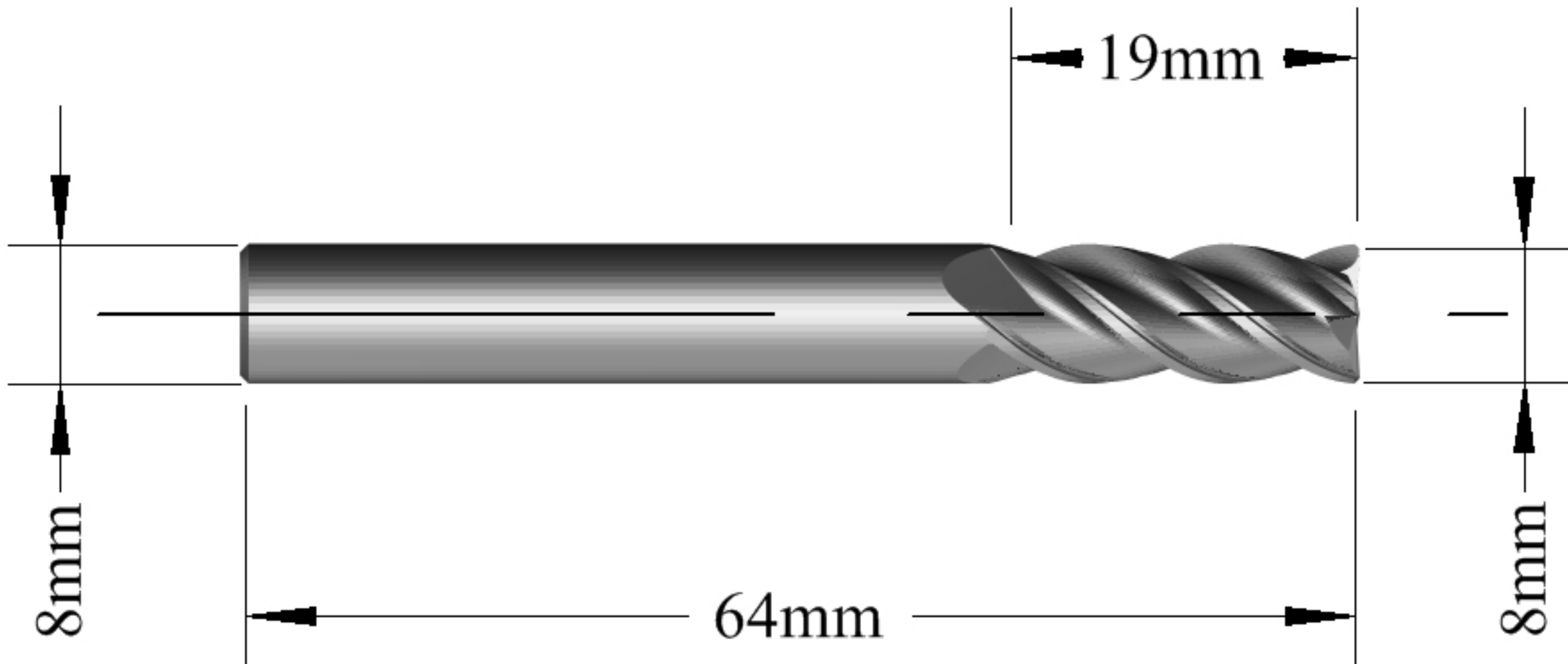



D	Diameter (End)	8mm
Ds	Diameter (Shank)	8mm
L	Length Of Cutting Edge	19mm
Ls	Length to Shank	
Dn	Shank Neck Diameter	
Lo	Overall Length (Blank)	64mm
T	Taper Angle (OD)	
R	Corner Radius	0.25mm
N	Number Of Flutes	4
P	Primary Relief (OD)	
Rd	Raised Depth (OD)	
Rw	Raised Land (OD)	
Sw	Secondary Land Width	
F	Flute Depth	
Ra	Flute Rake (Hook)	
Ty	Relief style	
Pe	Primary Relief (End)	
Pl	Primary Land (End)	
Se	Secondary Relief (End)	
Da	Dish Angle (End)	
Ax	Axial Gash Angle	
h	Gash Pad Width	
H	Over Centre Length	
Y	Gash Web Thickness	
Hx	Helix Angle	
Ga	Gash Angle (L/S)	
Ro	Permissable Runout	
Rl	Raised Land Length	
QuickVend Location		
Quickgrind Stock		
QuickVend Stock		
Customer: N/A		Customer Approval: 27/6/19 Date: 27/6/19
CUSTOMER APPROVAL: Please check all drawing details, signing this document will signify customer acceptance and will be final. Signatory confirms that they are authorised to sign such documents on behalf of the company.		



STEP	
FEED	
RPM	
TOOL LIFE	

REV.	DESCRIPTION	DATE

Unit 5701 Shannon Place, Shannon Way,
Tewkesbury Gloucestershire GL20 8SL
Tel +44 (0)1684 294090 Fax +44 (0)1684 293168

Date: 22/5/19

Drawn: IV

Checked: KL

TITLE

Customer Drawing 4 Flute Carbide
8mm Q-Cut Endmill MX Coating

PROPRIETARY DOCUMENT
This document is not to be copied or reproduced in whole or in part or communicated to third parties without the written consent of Quickgrind Ltd

SIZE
A4

SCALE: 1 : 1

SPECIAL ID
808000

MATERIAL: Carbide

QUICKGRIND PART NO
CE4D8x19C0.25EC1A2B

COATING: MX

REV
1

THIRD ANGLE

BLANK
CMD8L64

IF IN DOUBT PLEASE ASK